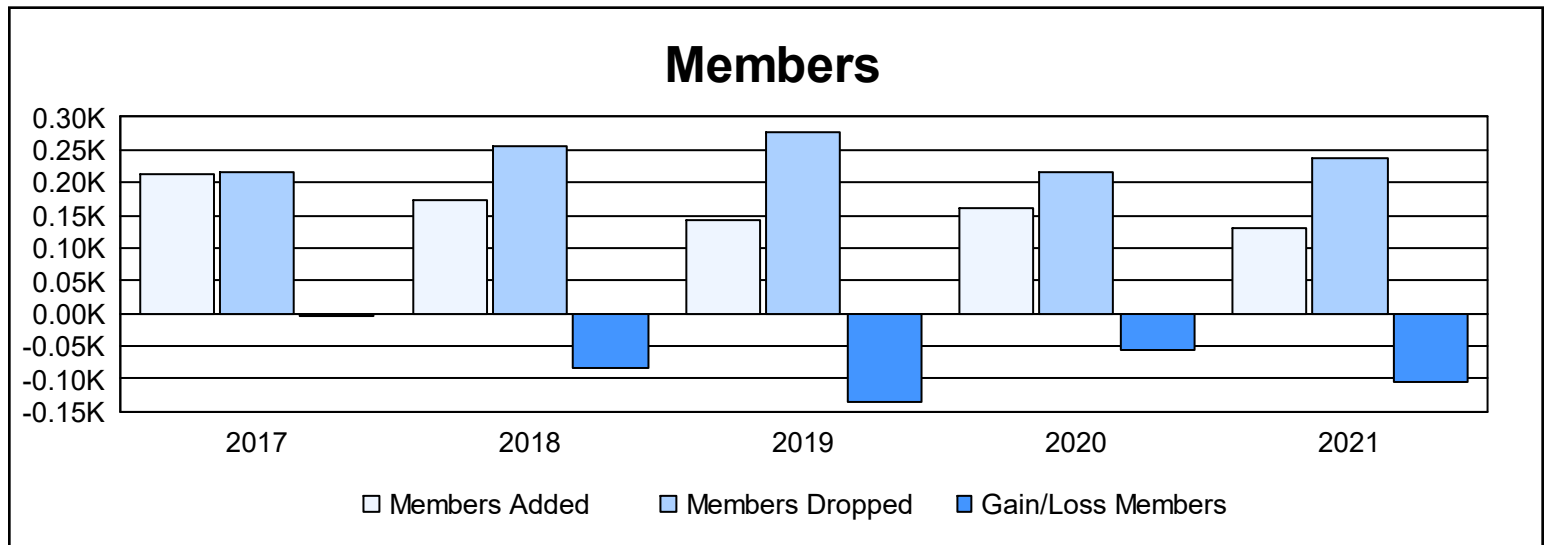
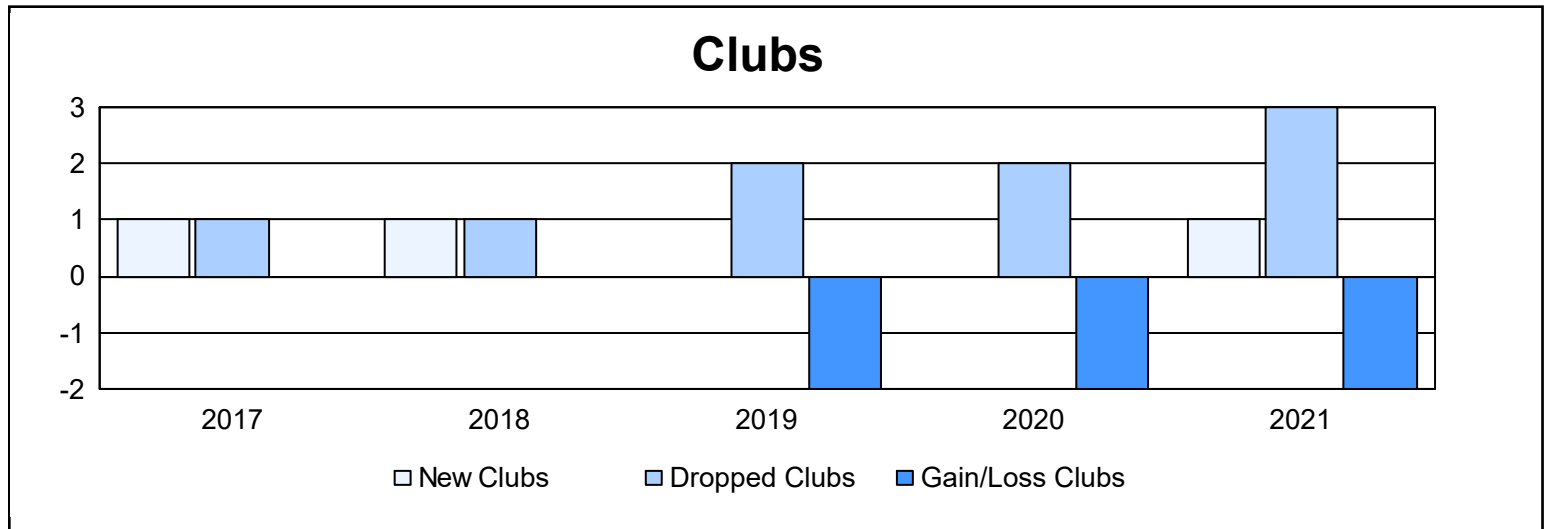
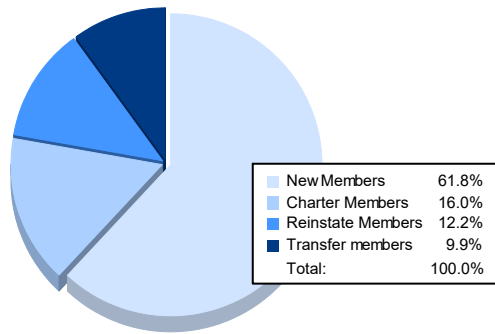


| Year | New Clubs | Dropped Clubs | Gain/ Loss Clubs | New Members | Charter Members | Reinstate Members | Transfer Members | Total Member Added | Total Members Dropped | Gain/ Loss Members |
|----------------|-----------|---------------|------------------|-------------|-----------------|-------------------|------------------|--------------------|-----------------------|--------------------|
| 2016-2017 | 1 | 1 | 0 | 166 | 29 | 4 | 13 | 212 | 216 | -4 |
| 2017-2018 | 1 | 1 | 0 | 121 | 21 | 6 | 25 | 173 | 255 | -82 |
| 2018-2019 | 0 | 2 | -2 | 119 | 0 | 6 | 17 | 142 | 277 | -135 |
| 2019-2020 | 0 | 2 | -2 | 122 | 0 | 10 | 30 | 162 | 217 | -55 |
| 2020-2021 | 1 | 3 | -2 | 81 | 21 | 16 | 13 | 131 | 236 | -105 |
| Average | 1 | 2 | -1 | 122 | 14 | 8 | 20 | 164 | 240 | -76 |



Membership Composition June 2021 Cumulative



Gender Composition June 2021 Cumulative

